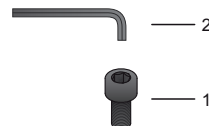
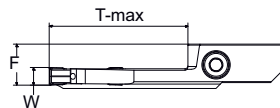
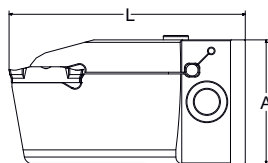


CCFL...60-B

Cartucce per scanalatura frontale con inserto 6 mm / Cartridges for face grooving with 6 mm insert



Codice Articolo Item Code	D min	D max	T-max	L	A	F	W	Inserto Insert	Peso Weight	Prezzo Price
Profondità di taglio 22 mm / Depth of cut 22 mm										
CCFL 4255 60 22-B	42	67	22	57	42	14	6,0	CTSN 25-60	0,14 kg	€ 109,00
CCFL 5575 60 22-B	55	87	22	57	42	14	6,0	CTSN 25-60	0,14 kg	€ 109,00
CCFL 75130 60 22-B	75	142	22	57	42	14	6,0	CTSN 25-60	0,14 kg	€ 109,00
CCFL 130200 60 22-B	130	212	22	57	42	14	6,0	CTSN 25-60	0,14 kg	€ 109,00
CCFL 200-> 60 22-B	200	>212	22	57	42	14	6,0	CTSN 25-60	0,14 kg	€ 109,00
Profondità di taglio 45 mm / Depth of cut 45 mm										
CCFL 130200 60 45-B	130	212	45	80	42	14	6,0	CTSN 25-60	0,16 kg	€ 113,00
CCFL 200450 60 45-B	200	462	45	80	42	14	6,0	CTSN 25-60	0,16 kg	€ 113,00
CCFL 450-> 60 45-B	450	>462	45	80	42	14	6,0	CTSN 25-60	0,16 kg	€ 113,00

Base / Basements



MTS-...-C1C4C-B | p. 28

Parti di Ricambio / Spare Parts



VB0518

€ 4,00



CBR40

€ 4,00

Direzione rotazione Oraria
Clock wise rotation

